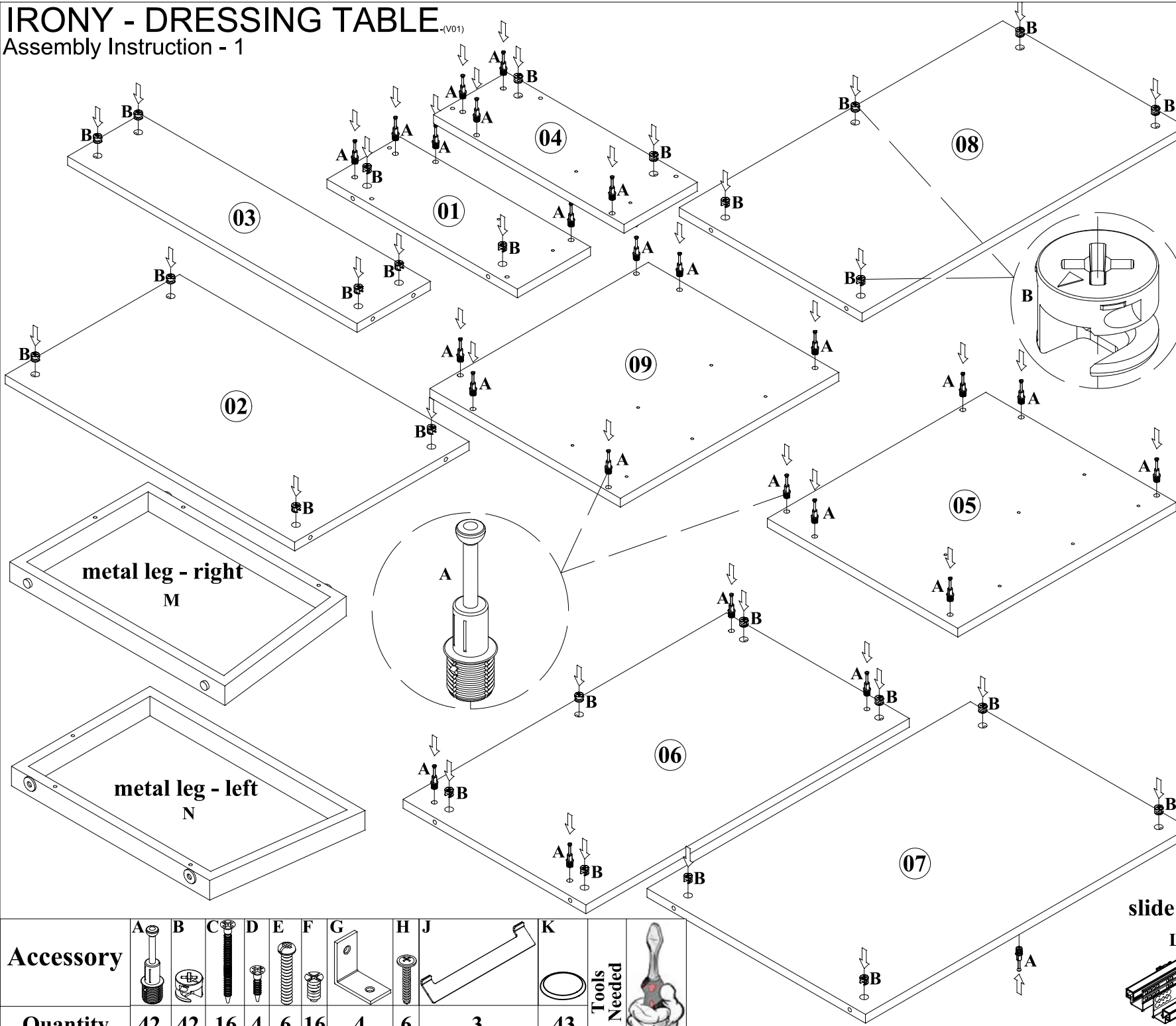


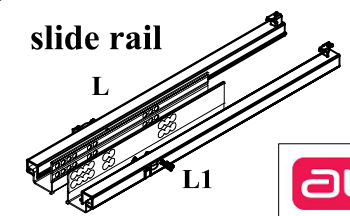
IRONY - DRESSING TABLE -(v01)

Assembly Instruction - 1



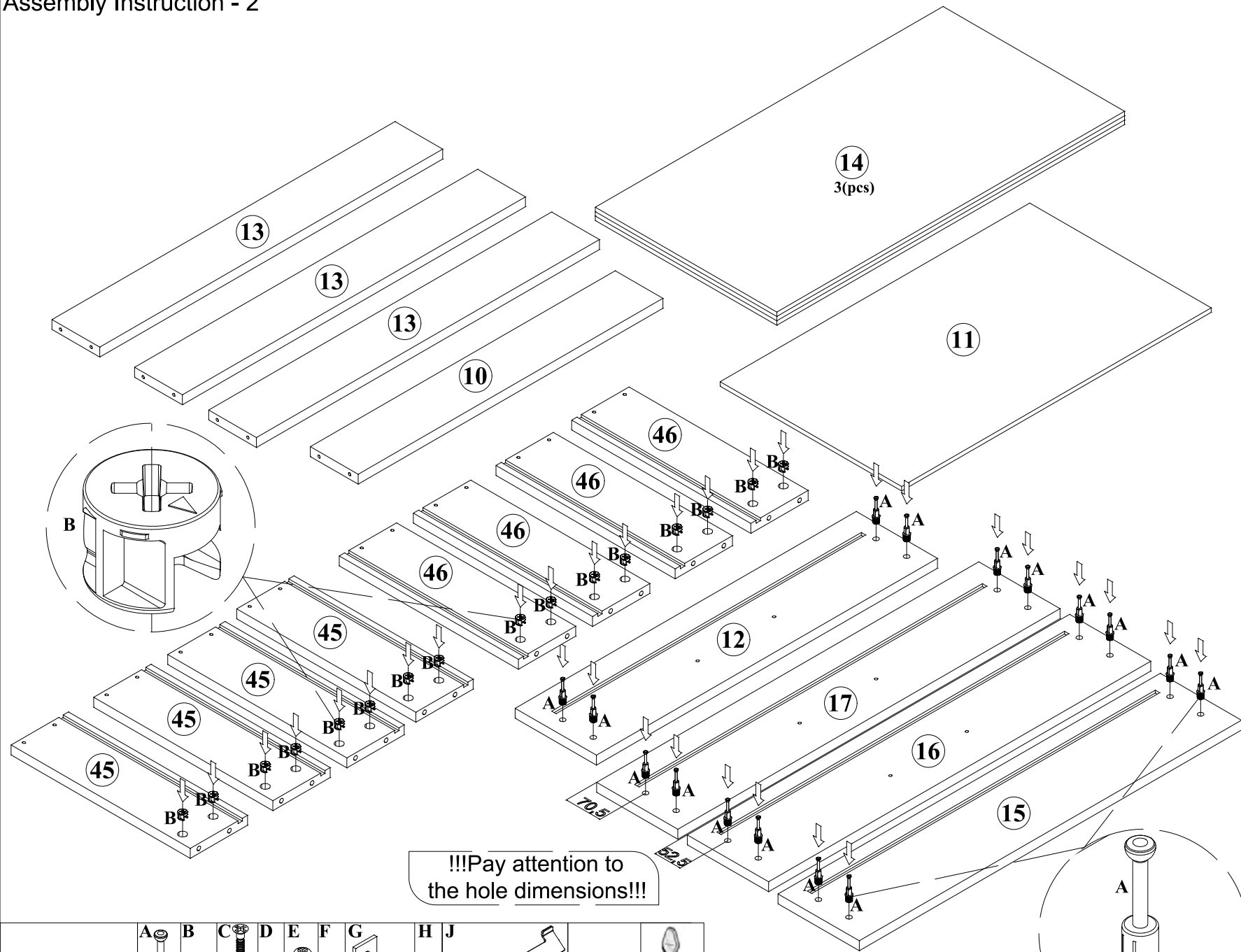
NO	W	x	L	x	H
01	450	x	173	x	18
02	684	x	412	x	18
03	684	x	173	x	18
04	450	x	173	x	18
05	450	x	516	x	18
06	764	x	432	x	18
07	764	x	516	x	18
08	764	x	432	x	18
09	450	x	516	x	18
10	638	x	100	x	18
11	648	x	379	x	8
12	714	x	170	x	18
13	718	x	100	x	18
14	728	x	379	x	8
15	800	x	170	x	18
16	800	x	170	x	18
17	800	x	170	x	18
45	375	x	120	x	18
46	375	x	120	x	18

Accessory	A	B	C	D	E	F	G	H	J	K	Tools Needed
Quantity	42	42	16	4	6	16	4	6	3	43	




IRONY - DRESSING TABLE -(v01)

Assembly Instruction - 2



NO	W	x	L	x	H
01	450	x	173	x	18
02	684	x	412	x	18
03	684	x	173	x	18
04	450	x	173	x	18
05	450	x	516	x	18
06	764	x	432	x	18
07	764	x	516	x	18
08	764	x	432	x	18
09	450	x	516	x	18
10	638	x	100	x	18
11	648	x	379	x	8
12	714	x	170	x	18
13	718	x	100	x	18
14	728	x	379	x	8
15	800	x	170	x	18
16	800	x	170	x	18
17	800	x	170	x	18
45	375	x	120	x	18
46	375	x	120	x	18

!!!Pay attention to the hole dimensions!!!

Accessory	A	B	C	D	E	F	G	H	J	Tools Needed
Quantity	42	42	16	4	6	16	4	6	3	

IRONY - DRESSING TABLE -(v01)

Assembly Instruction - 3

